





<b>Hahn</b> <b>VL-Band AL</b> <b>VL-Band AT</b> <b>VL-Band 180°</b> <b>VL-Band ST</b>				
<b>Application area</b> For profile sections made of... Housing Public building	Aluminium ✓ ✓	Aluminium ✓ ✓	Aluminium ✓ ✓	Steel ✓ ✓
<b>Material</b> Extruded aluminum profiles Combination with die-cast zinc	✓ ✗	✓ ✓	✓ ✓	✓ ✗
<b>max. Weight capacity / resistance*</b>	120 kg	180 kg	180 kg	180 kg
<b>Color options</b> Silver anodised EV1 Black anodised C35	✓ ✗	✗ ✓	✓ ✗	✓ ✗
<b>Fastening</b> Fastening methods For left hand and right hand doors High degree of pre-mounted parts Clear width **	Expansion anchor ✓ ✓ 100 %	Special elements ✓ ✓ 100 %	Anchor screw ✓ ✓ 100 %	Adjustable spacers ✓ ✓ 100 %
<b>Regulation</b> Adjustable in X directions with door-leaf mounted Horizontal regulation Vertical regulation Sealing compression regulation Opening angle	4 ±2 mm ±3 mm ✗ maximum 105°	6 ±4 mm *** ±4 mm *** ±1.5 mm *** maximum 105° ***	4 ±2.5 mm ±3 mm ✗ maximum 180°	3 ±2 mm +3 mm ✗ maximum 105°
<b>Certificates</b> CE-Certification according to EN 1935:2002 SKG	✓ O	✓ O	O O	✓ O